

16" Wide Solid Oak Lockers Triple Tier

16" WIDE SOLID OAK EXECUTIVE WOOD LOCKERS TRIPLE TIER

Constructed of attractive solid oak raised panel doors, Salsbury 13000 series 16" wide triple tier solid oak executive wood lockers feature the natural beauty of solid oak and are ideal for country clubs, dressing rooms and executive offices. 16" wide triple tier solid oak executive wood lockers are available in three (3) elegant finishes (light oak, medium oak and dark oak) and in 18", 21" and 24" depths. 16" wide solid oak executive wood lockers feature 16" W x 3/4" D solid oak raised panel doors with heavy duty concealed hinges. Each door includes a gold finish name / number plate (custom engraving #11160 is available as an option upon request) and a gold finish five (5) pin cylinder cam lock with two (2) keys. Optional matching solid oak raised side panels provide a finished look to the sides of an individual solid oak executive locker or a row of solid oak executive lockers. Elegant 4" high crown molding is available in six (6) foot lengths (#11156) and provides a rich finishing touch to a solid oak executive locker installation. Triple tier solid oak executive lockers include a 4" high black base and measure six (6) feet high (add 4" for the base). Electronic locks (#11190), combination padlocks with gold finish hasps (#11120), gold finish wire pulls (#11117) and gold finish knob pulls (#11118) are available as options upon request. One wide triple tier solid oak executive lockers are available as fully assembled units only. Three (3) wide triple tier solid oak executive lockers are also available as fully assembled units only and require minor assembly - see solid oak executive wood locker options and locks on page 93.



#13361's with optional solid oak crown molding (#11156), raised side panels (#11135), electronic locks (#11190) and engraved name / number plates (#11160) displayed



13161

**Solid Oak
Executive Wood
Lockers displayed
with optional
solid oak
raised side panels
and crown molding**

*(optional side panels
and crown molding
sold separately)*

Each triple tier compartment includes a 5" deep shelf and a double prong ceiling hook.

Compartment sizes:

- 14-3/4" W for all triple tier lockers
- 22-3/4" H for all triple tier lockers
- 16-3/4" D for 18" deep lockers
- 19-3/4" D for 21" deep lockers
- 22-3/4" D for 24" deep lockers

Note: It is recommended that lockers be wall and/or floor anchored.

**See solid oak locker options
and locks on page 93**

See ALL benches on pages 106-111

**Volume Discount Pricing
Available at Lockers.com!**

TRIPLE TIER LOCKERS


16" WIDE TRIPLE TIER - ONE WIDE - SIX FEET HIGH

MODEL	UNIT SIZE	WEIGHT	PRICE
ONE WIDE (76" H with base)			
13168 ¹	16" W x 72" H x 18" D	125 lbs.	\$400.00
13161 ¹	16" W x 72" H x 21" D	140 lbs.	\$430.00
13164 ¹	16" W x 72" H x 24" D	155 lbs.	\$460.00


16" WIDE TRIPLE TIER - THREE WIDE - SIX FEET HIGH

MODEL	UNIT SIZE	WEIGHT	PRICE
THREE WIDE (76" H with base)			
13368 ¹	48" W x 72" H x 18" D	375 lbs.	\$1,140.00
13361 ¹	48" W x 72" H x 21" D	420 lbs.	\$1,220.00
13364 ¹	48" W x 72" H x 24" D	465 lbs.	\$1,300.00


¹ Specify



light oak



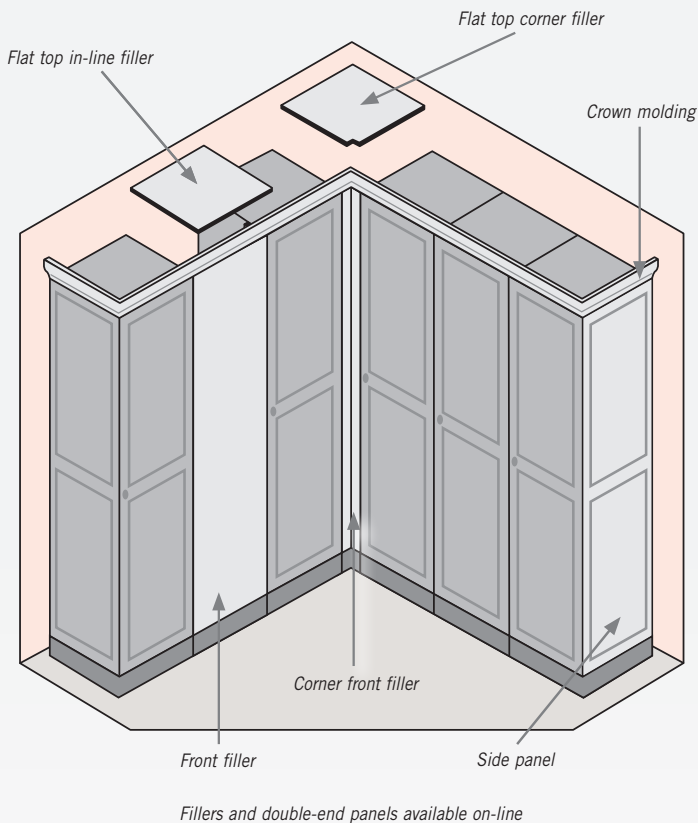
medium oak



dark oak

Solid Oak Locker Options & Locks


for lockers on pages 90-92




¹ Specify



light oak



medium oak



dark oak

SIDE PANELS AND CROWN MOLDING

Side panels and crown molding easily attach to solid oak executive lockers and provide a finished look to an individual locker or a row of lockers.

SIDE PANELS

MODEL	DESCRIPTION	WEIGHT	PRICE
11133 ¹	Side panel - raised - solid oak - for 18" deep lockers	15 lbs.	\$250.00
11135 ¹	Side panel - raised - solid oak - for 21" deep lockers	20 lbs.	\$275.00
11137 ¹	Side panel - raised - solid oak - for 24" deep lockers	25 lbs.	\$300.00

CROWN MOLDING

MODEL	DESCRIPTION	WEIGHT	PRICE
11156 ¹	Crown molding: 72" W x 4" H Six (6) foot length with straight edges	15 lbs.	\$125.00

FILLERS

Fillers are an ideal option for locker installations that encounter obstructions such as pipes, columns and other obstacles. Corner and in-line flat top fillers overlay gaps between the existing locker units and are easily attached providing a professional appearance to the locker installation. Locker fillers can be easily field cut for custom installations.

TOP FILLERS - IN-LINE

MODEL	DESCRIPTION	WEIGHT	PRICE
11148 ¹	Flat top filler - in-line - for 18" deep lockers	3 lbs.	\$50.00
11141 ¹	Flat top filler - in-line - for 21" deep lockers	4 lbs.	\$60.00
11144 ¹	Flat top filler - in-line - for 24" deep lockers	5 lbs.	\$70.00

TOP FILLERS - CORNER

MODEL	DESCRIPTION	WEIGHT	PRICE
11138 ¹	Flat top filler - corner - for 18" deep lockers	4 lbs.	\$60.00
11131 ¹	Flat top filler - corner - for 21" deep lockers	5 lbs.	\$70.00
11134 ¹	Flat top filler - corner - for 24" deep lockers	6 lbs.	\$80.00

FRONT FILLERS - VERTICAL

MODEL	DESCRIPTION	WEIGHT	PRICE
11169 ¹	Front filler - vertical - 9" wide - 72" high	10 lbs.	\$100.00
11165 ¹	Front filler - vertical - 15" wide - 72" high	15 lbs.	\$125.00
11167 ¹	Front filler - vertical - corner - 72" high	5 lbs.	\$75.00

ADDITIONAL COMPARTMENT SHELVES (not pictured)

MODEL	DESCRIPTION	WEIGHT	PRICE
11198 ¹	Compartment shelf - full depth - for 18" deep lockers	5 lbs.	\$30.00
11191 ¹	Compartment shelf - full depth - for 21" deep lockers	6 lbs.	\$35.00
11194 ¹	Compartment shelf - full depth - for 24" deep lockers	7 lbs.	\$40.00



For ADA Compliance Guidelines visit: www.lockers.com/ADA-Solid-Oak-Executive-Lockers

SOLID OAK EXECUTIVE WOOD LOCKER LOCKS & NAME / NUMBER PLATES

MODEL	DESCRIPTION	PRICE
11160	Name / number plate - 2-1/2"W X 7/8"H - gold finish - engraved	\$3.00
11115	Built-in cylinder lock - gold finish with (2) keys - replacement	\$15.00
11116	Master control key - for built-in cylinder lock #11115	\$10.00
11120	Combination padlock - includes a gold finish hasp	\$20.00
11121	Master control key - for combination padlock #11120	\$10.00
11125	Key padlock - includes a gold finish hasp	\$20.00
11129	Key blanks - for #11125 key padlocks - box of (50)	\$35.00
11123	Built-in hasp - gold finish - for user provided padlock	\$15.00
11117	Wire pull - gold finish	\$10.00
11118	Knob pull - gold finish	\$10.00
11119	Thumb latch - gold finish	\$10.00
11190	Electronic lock (specify: silver, black or gold finish)	\$65.00



#11160
Name / number plate



#11115
Built-in cylinder gold finish lock with (2) keys



#11120
Combination padlock with gold finish hasp



#11125
Key padlock with gold finish hasp



#11123
Built-in hasp with gold finish



#11117
Wire pull - gold finish



#11118
Knob pull - gold finish



#11119
Thumb latch - gold finish



#11190
Electronic lock (silver, black or gold finish)
For single or multi-use applications.