

# Triple Tier & Four Tier Extra WIDE Designer Lockers

## EXTRA WIDE DESIGNER LOCKERS TRIPLE TIER AND FOUR TIER

Constructed of industrial grade particleboard and covered with durable high pressure laminate, Salsbury 23000 and 24000 series extra wide designer lockers offer ample space for personal storage needs and are ideal for settings where a professional environment is desired. These spacious extra wide designer lockers feature a gray, blue, black, maple, cherry or mahogany finish and are available in 18", 21" and 24" depths. Optional matching laminated sloping hoods and side panels easily attach to extra wide designer lockers and provide a finished look to an individual locker or a row of lockers. Extra wide designer lockers include a 4" high black base and measure six (6) feet high (add 4" for the base). All locker doors are 15" W x 3/4" D and include a black name / number plate (custom engraving #22260 is available as an option upon request). All locker doors also include heavy duty concealed hinges and a lift up handle and recessed hasp for added security – built-in locks (#22210 for combination and #22215 for key), padlocks (#22220 for combination and #22225 for key), electronic locks (#22290) and resettable combination locks (#22295) are available as options upon request. One wide extra wide designer lockers are available as fully assembled units only. Three (3) wide extra wide designer lockers are also available as fully assembled units only and require minor assembly - see extra wide designer locker options and locks on page 63.

**Volume Discount Pricing  
Available at Lockers.com!**

### EXTRA WIDE DESIGNER LOCKER OPTIONS

SLOPING HOOD  
SIDE PANEL

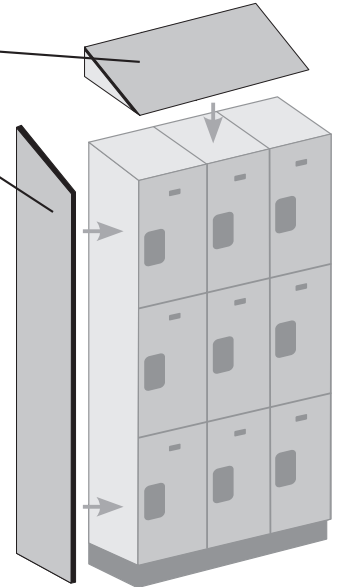
Note: Optional sloping hoods and side panels are sold separately.

Each **triple tier** compartment includes a 5" deep shelf and a double prong ceiling hook.

**Four tier** compartments are unobstructed for maximum storage space.

#### Compartment sizes:

- 13-3/4" W for all lockers
- 16-3/4" D for all 18" deep lockers
- 19-3/4" D for all 21" deep lockers
- 22-3/4" D for all 24" deep lockers
- 22-3/4" H for all triple tier lockers
- 16-3/4" H for all four tier lockers



(Triple Tier Displayed)

Note: It is recommended that all lockers be wall and/or floor anchored.

See **ALL** extra wide designer locker options and locks on page 63

See **ALL** benches on pages 82-85

See optional front fillers on page 59

See matching designer wood storage cabinets on pages 92-93

## 25% WIDER than Designer Lockers



#23361's with optional side panel (#22236), sloping hoods (#22254) electronic locks (#22290) and custom engraved name / number plates (#22260) displayed

**TRIPLE TIER - SIX FEET HIGH**

MODEL	UNIT SIZE	WEIGHT	PRICE
<b>ONE WIDE - (76" H with base)</b>		<b>Compartment Size*: 13-3/4" W x 22-3/4" H</b>	
23168 <sup>1</sup>	15" W x 72" H x 18" D	120 lbs.	\$370.00
23161 <sup>1</sup>	15" W x 72" H x 21" D	135 lbs.	\$400.00
23164 <sup>1</sup>	15" W x 72" H x 24" D	150 lbs.	\$430.00

MODEL	UNIT SIZE	WEIGHT	PRICE
<b>THREE WIDE - (76" H with base)</b>		<b>Compartment Size*: 13-3/4" W x 22-3/4" H</b>	
23368 <sup>1</sup>	45" W x 72" H x 18" D	360 lbs.	\$1,010.00
23361 <sup>1</sup>	45" W x 72" H x 21" D	405 lbs.	\$1,090.00
23364 <sup>1</sup>	45" W x 72" H x 24" D	450 lbs.	\$1,170.00



23161



23361

**FOUR TIER - SIX FEET HIGH**

MODEL	UNIT SIZE	WEIGHT	PRICE
<b>ONE WIDE - (76" H with base)</b>		<b>Compartment Size*: 13-3/4" W x 16-3/4" H</b>	
24168 <sup>1</sup>	15" W x 72" H x 18" D	125 lbs.	\$400.00
24161 <sup>1</sup>	15" W x 72" H x 21" D	140 lbs.	\$430.00
24164 <sup>1</sup>	15" W x 72" H x 24" D	155 lbs.	\$460.00

MODEL	UNIT SIZE	WEIGHT	PRICE
<b>THREE WIDE - (76" H with base)</b>		<b>Compartment Size*: 13-3/4" W x 16-3/4" H</b>	
24368 <sup>1</sup>	45" W x 72" H x 18" D	375 lbs.	\$1,090.00
24361 <sup>1</sup>	45" W x 72" H x 21" D	420 lbs.	\$1,170.00
24364 <sup>1</sup>	45" W x 72" H x 24" D	465 lbs.	\$1,250.00

\* Compartment depth is 1-1/4" less than overall unit depth.

**Extra Wide Designer Lockers displayed with optional side panels**

(optional side panels sold separately)



24161

**EXTRA WIDE DESIGNER LOCKER OPTIONS AND LOCKS**

MODEL	DESCRIPTION	WEIGHT	PRICE
<b>FOR 18" DEEP LOCKERS</b>			
22251 <sup>1</sup>	Sloping hood - one wide	4 lbs.	\$50.00
22253 <sup>1</sup>	Sloping hood - three (3) wide	12 lbs.	\$125.00
22233 <sup>1</sup>	Side panel - without sloping hood	15 lbs.	\$100.00
22234 <sup>1</sup>	Side panel - with sloping hood	15 lbs.	\$110.00
22298	Compartment shelf - full depth - black	4 lbs.	\$25.00
<b>FOR 21" DEEP LOCKERS</b>			
22252 <sup>1</sup>	Sloping hood - one wide	5 lbs.	\$60.00
22254 <sup>1</sup>	Sloping hood - three (3) wide	15 lbs.	\$150.00
22235 <sup>1</sup>	Side panel - without sloping hood	20 lbs.	\$110.00
22236 <sup>1</sup>	Side panel - with sloping hood	20 lbs.	\$120.00
22291	Compartment shelf - full depth - black	5 lbs.	\$30.00
<b>FOR 24" DEEP LOCKERS</b>			
22255 <sup>1</sup>	Sloping hood - one wide	6 lbs.	\$70.00
22257 <sup>1</sup>	Sloping hood - three (3) wide	18 lbs.	\$175.00
22237 <sup>1</sup>	Side panel - without sloping hood	25 lbs.	\$120.00
22238 <sup>1</sup>	Side panel - with sloping hood	25 lbs.	\$130.00
22294	Compartment shelf - full depth - black	6 lbs.	\$35.00

Electronic locks are programmable for a fixed combination or a combination that can be reset after each use.

#22290 Electronic lock (silver, black or gold finish) \$65.00

Resettable combination locks can be set to a fixed combination or a combination that can be reset after each use.

#22295 Resettable combination lock (silver or black finish) \$30.00

#22210 Built-in combination lock \$15.00

#22211 Master control key - for built-in combination lock #22210 \$10.00

#22215 Built-in key lock with (2) keys \$15.00

#22216 Master control key - for built-in key lock #22215 \$10.00

#22220 Combination padlock \$10.00

#22221 Master control key - for combination padlock #22220 \$10.00

#22225 Key padlock with (2) keys \$10.00

#22293 Custom lock installation note: lock provided by owner \$10.00

#22260 Custom engraved number plates \$3.00

<sup>1</sup> Specify



gray




blue




black



maple



cherry



mahogany