

# Cell Phone Lockers

continued on pages 128-131

## CELL PHONE LOCKERS

Made entirely of aluminum, cell phone lockers can be surface mounted or recessed mounted and can accommodate cell phones, keys, tablet PC's, wallets, cameras, e-readers and other valuable items. Salsbury 19000 series cell phone lockers and Salsbury 19100 series cell phone lockers with front access panel (see pages 128-129) are available in 5" and 8" deep compartments. Both series include master keyed locks or resettable combination locks and are available in three (3), four (4), five (5), six (6) and seven (7) doors high and two (2), three (3), four (4) and five (5) doors wide with standard A doors (6-1/2" W x 5-1/4" H) or larger B doors (13" W x 5-1/4" H). Each cell phone locker door includes a 2" W x 5/8" H clear plastic cardholder (card included) to identify the compartment. Cell phone lockers feature a durable powder coated finish available in four (4) contemporary colors. See cell phone locker enclosures and options on pages 130-131.



#19055-25's recessed mounted units with master keyed locks, optional custom engraved doors - black filled (#19962) and locker key wristband (#19992) displayed

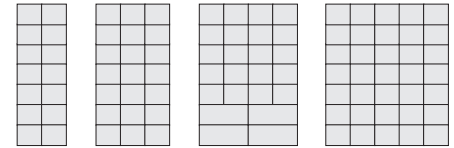
### CELL PHONE LOCKERS

### 5" DEEP COMPARTMENTS

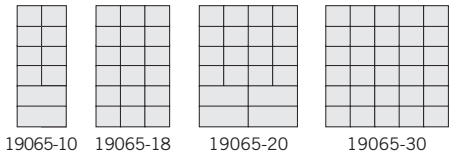
### STANDARD CONFIGURATIONS

MODEL	DESCRIPTION	UNIT SIZE	WEIGHT	PRICE	PRICE
<b>7 DOOR HIGH UNITS</b>					
		surface mounted: 6-1/4" D	recessed mounted: 5-3/4" D	keyed	combo
19075-14 <sup>1,2,3</sup>	14 A Doors	17-1/2" W x 42" H	55 lbs.	\$480.00	\$620.00
19075-21 <sup>1,2,3</sup>	21 A Doors	24" W x 42" H	65 lbs.	\$715.00	\$925.00
19075-24 <sup>1,2,3</sup>	20 A Doors, 4 B Doors	30-1/2" W x 42" H	80 lbs.	\$920.00	\$1,160.00
19075-35 <sup>1,2,3</sup>	35 A Doors	37" W x 42" H	95 lbs.	\$1,195.00	\$1,545.00
<b>6 DOOR HIGH UNITS</b>					
		surface mounted: 6-1/4" D	recessed mounted: 5-3/4" D	keyed	combo
19065-10 <sup>1,2,3</sup>	8 A Doors, 2 B Doors	17-1/2" W x 36-1/2" H	50 lbs.	\$390.00	\$490.00
19065-18 <sup>1,2,3</sup>	18 A Doors	24" W x 36-1/2" H	60 lbs.	\$610.00	\$790.00
19065-20 <sup>1,2,3</sup>	16 A Doors, 4 B Doors	30-1/2" W x 36-1/2" H	70 lbs.	\$780.00	\$980.00
19065-30 <sup>1,2,3</sup>	30 A Doors	37" W x 36-1/2" H	85 lbs.	\$1,020.00	\$1,320.00
<b>5 DOOR HIGH UNITS</b>					
		surface mounted: 6-1/4" D	recessed mounted: 5-3/4" D	keyed	combo
19055-09 <sup>1,2,3</sup>	8 A Doors, 1 B Door	17-1/2" W x 31" H	45 lbs.	\$330.00	\$420.00
19055-15 <sup>1,2,3</sup>	15 A Doors	24" W x 31" H	50 lbs.	\$505.00	\$655.00
19055-10 <sup>1,2,3</sup>	10 B Doors	30-1/2" W x 31" H	50 lbs.	\$580.00	\$680.00
19055-25 <sup>1,2,3</sup>	25 A Doors	37" W x 31" H	70 lbs.	\$845.00	\$1,095.00
<b>4 DOOR HIGH UNITS</b>					
		surface mounted: 6-1/4" D	recessed mounted: 5-3/4" D	keyed	combo
19045-07 <sup>1,2,3</sup>	6 A Doors, 1 B Door	17-1/2" W x 25-1/2" H	40 lbs.	\$260.00	\$330.00
19045-12 <sup>1,2,3</sup>	12 A Doors	24" W x 25-1/2" H	45 lbs.	\$400.00	\$520.00
19045-14 <sup>1,2,3</sup>	12 A Doors, 2 B Doors	30-1/2" W x 25-1/2" H	50 lbs.	\$520.00	\$660.00
19045-20 <sup>1,2,3</sup>	20 A Doors	37" W x 25-1/2" H	60 lbs.	\$670.00	\$870.00
<b>3 DOOR HIGH UNITS</b>					
		surface mounted: 6-1/4" D	recessed mounted: 5-3/4" D	keyed	combo
19035-06 <sup>1,2,3</sup>	6 A Doors	17-1/2" W x 20" H	35 lbs.	\$230.00	\$280.00
19035-09 <sup>1,2,3</sup>	9 A Doors	24" W x 20" H	40 lbs.	\$295.00	\$385.00
19035-10 <sup>1,2,3</sup>	8 A Doors, 2 B Doors	30-1/2" W x 20" H	45 lbs.	\$380.00	\$480.00
19035-15 <sup>1,2,3</sup>	15 A Doors	37" W x 20" H	55 lbs.	\$495.00	\$645.00

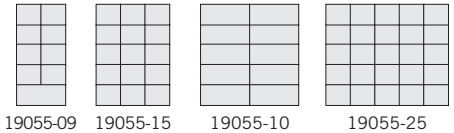
#### 7 DOOR HIGH UNITS - 42" H



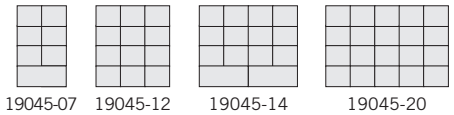
#### 6 DOOR HIGH UNITS - 36 1/2" H



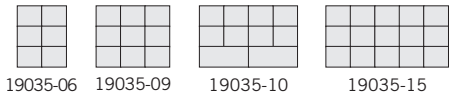
#### 5 DOOR HIGH UNITS - 31" H



#### 4 DOOR HIGH UNITS - 25 1/2" H



#### 3 DOOR HIGH UNITS - 20" H



- 1 Specify  aluminum  bronze  gold  sandstone

2 Specify - surface or recessed mounted

3 Specify - master keyed locks or resettable combination locks

Note: The rough opening for recessed mounted cell phone lockers is 2-1/4" less than the unit's width, 2-1/4" less than the surface mounted unit's height and equal to the unit's depth - see sample installations on page 131.

For units with front access panel - see pages 128-129



**19055-15**

5" deep surface mounted unit with resettable combination locks displayed



**19055-10**

5" deep surface mounted unit with master key locks displayed



**19055-25**

5" deep surface mounted unit with resettable combination locks displayed

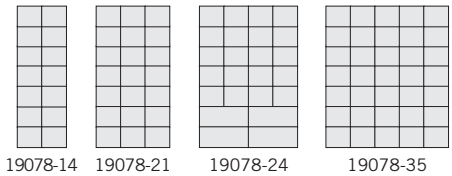
**CELL PHONE LOCKERS**

**8" DEEP COMPARTMENTS**

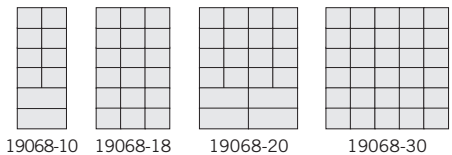
**STANDARD CONFIGURATIONS**

MODEL	DESCRIPTION	UNIT SIZE	WEIGHT	PRICE	PRICE
<b>7 DOOR HIGH UNITS</b>					
		surface mounted: 9-1/4" D	recessed mounted: 8-3/4" D	keyed	combo
19078-14 <sup>1,2,3</sup>	14 A Doors	17-1/2" W x 42" H	65 lbs.	\$490.00	\$630.00
19078-21 <sup>1,2,3</sup>	21 A Doors	24" W x 42" H	80 lbs.	\$735.00	\$945.00
19078-24 <sup>1,2,3</sup>	20 A Doors, 4 B Doors	30-1/2" W x 42" H	95 lbs.	\$940.00	\$1,180.00
19078-35 <sup>1,2,3</sup>	35 A Doors	37" W x 42" H	110 lbs.	\$1,225.00	\$1,575.00
<b>6 DOOR HIGH UNITS</b>					
		surface mounted: 9-1/4" D	recessed mounted: 8-3/4" D	keyed	combo
19068-10 <sup>1,2,3</sup>	8 A Doors, 2 B Doors	17-1/2" W x 36-1/2" H	60 lbs.	\$400.00	\$500.00
19068-18 <sup>1,2,3</sup>	18 A Doors	24" W x 36-1/2" H	70 lbs.	\$630.00	\$810.00
19068-20 <sup>1,2,3</sup>	16 A Doors, 4 B Doors	30-1/2" W x 36-1/2" H	85 lbs.	\$800.00	\$1,000.00
19068-30 <sup>1,2,3</sup>	30 A Doors	37" W x 36-1/2" H	100 lbs.	\$1,050.00	\$1,350.00
<b>5 DOOR HIGH UNITS</b>					
		surface mounted: 9-1/4" D	recessed mounted: 8-3/4" D	keyed	combo
19058-09 <sup>1,2,3</sup>	8 A Doors, 1 B Door	17-1/2" W x 31" H	50 lbs.	\$340.00	\$430.00
19058-15 <sup>1,2,3</sup>	15 A Doors	24" W x 31" H	60 lbs.	\$525.00	\$675.00
19058-10 <sup>1,2,3</sup>	10 B Doors	30-1/2" W x 31" H	60 lbs.	\$600.00	\$700.00
19058-25 <sup>1,2,3</sup>	25 A Doors	37" W x 31" H	80 lbs.	\$875.00	\$1,125.00
<b>4 DOOR HIGH UNITS</b>					
		surface mounted: 9-1/4" D	recessed mounted: 8-3/4" D	keyed	combo
19048-07 <sup>1,2,3</sup>	6 A Doors, 1 B Door	17-1/2" W x 25-1/2" H	45 lbs.	\$270.00	\$340.00
19048-12 <sup>1,2,3</sup>	12 A Doors	24" W x 25-1/2" H	50 lbs.	\$420.00	\$540.00
19048-14 <sup>1,2,3</sup>	12 A Doors, 2 B Doors	30-1/2" W x 25-1/2" H	60 lbs.	\$540.00	\$680.00
19048-20 <sup>1,2,3</sup>	20 A Doors	37" W x 25-1/2" H	70 lbs.	\$700.00	\$900.00
<b>3 DOOR HIGH UNITS</b>					
		surface mounted: 9-1/4" D	recessed mounted: 8-3/4" D	keyed	combo
19038-06 <sup>1,2,3</sup>	6 A Doors	17-1/2" W x 20" H	40 lbs.	\$240.00	\$290.00
19038-09 <sup>1,2,3</sup>	9 A Doors	24" W x 20" H	45 lbs.	\$315.00	\$405.00
19038-10 <sup>1,2,3</sup>	8 A Doors, 2 B Doors	30-1/2" W x 20" H	55 lbs.	\$400.00	\$500.00
19038-15 <sup>1,2,3</sup>	15 A Doors	37" W x 20" H	60 lbs.	\$525.00	\$675.00

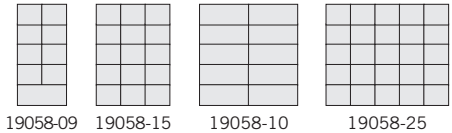
**7 DOOR HIGH UNITS - 42" H**



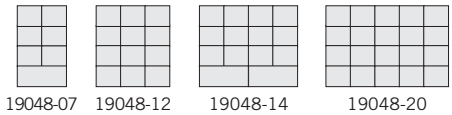
**6 DOOR HIGH UNITS - 36 1/2" H**



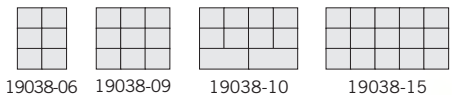
**5 DOOR HIGH UNITS - 31" H**



**4 DOOR HIGH UNITS - 25 1/2" H**



**3 DOOR HIGH UNITS - 20" H**



<sup>1</sup> Specify



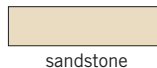
aluminum



bronze



gold



sandstone

<sup>2</sup> Specify - surface or recessed mounted

<sup>3</sup> Specify - master keyed locks or resettable combination locks



see cell phone locker enclosures and options on pages 130-131

# Cell Phone Lockers - with Front Access Panel

continued on pages 130-131

Ideal for:

- Health Clubs
- Government Facilities
- Employee Breakrooms
- Schools and Universities
- Office Buildings
- Military Bases
- Hospitals



#19158-25's - surface mounted units with front access panels and resettable combination locks displayed

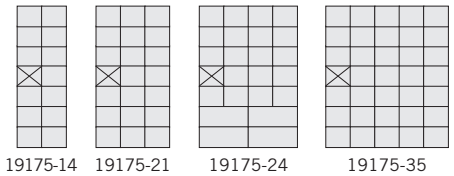
## CELL PHONE LOCKERS - WITH FRONT ACCESS PANEL

## 5" DEEP COMPARTMENTS

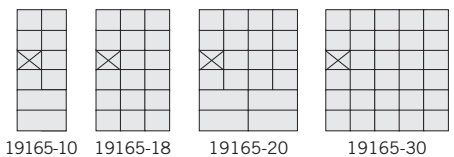
## STANDARD CONFIGURATIONS

MODEL	DESCRIPTION	UNIT SIZE	WEIGHT	PRICE	PRICE
<b>7 DOOR HIGH UNITS</b>					
		surface mounted: 6-1/4" D	recessed mounted: 5-3/4" D	keyed	combo
19175-14 <sup>1,2,3</sup>	14 A Doors (13 usable)	17-1/2" W x 42" H	55 lbs.	\$505.00	\$645.00
19175-21 <sup>1,2,3</sup>	21 A Doors (20 usable)	24" W x 42" H	65 lbs.	\$740.00	\$950.00
19175-24 <sup>1,2,3</sup>	20 A Doors (19 usable), 4 B Doors	30-1/2" W x 42" H	80 lbs.	\$945.00	\$1,185.00
19175-35 <sup>1,2,3</sup>	35 A Doors (34 usable)	37" W x 42" H	95 lbs.	\$1,220.00	\$1,570.00
<b>6 DOOR HIGH UNITS</b>					
		surface mounted: 6-1/4" D	recessed mounted: 5-3/4" D	keyed	combo
19165-10 <sup>1,2,3</sup>	8 A Doors (7 usable), 2 B Doors	17-1/2" W x 36-1/2" H	50 lbs.	\$415.00	\$515.00
19165-18 <sup>1,2,3</sup>	18 A Doors (17 usable)	24" W x 36-1/2" H	60 lbs.	\$635.00	\$815.00
19165-20 <sup>1,2,3</sup>	16 A Doors (15 usable), 4 B Doors	30-1/2" W x 36-1/2" H	70 lbs.	\$805.00	\$1,005.00
19165-30 <sup>1,2,3</sup>	30 A Doors (29 usable)	37" W x 36-1/2" H	85 lbs.	\$1,045.00	\$1,345.00
<b>5 DOOR HIGH UNITS</b>					
		surface mounted: 6-1/4" D	recessed mounted: 5-3/4" D	keyed	combo
19155-09 <sup>1,2,3</sup>	8 A Doors (7 usable), 1 B Door	17-1/2" W x 31" H	45 lbs.	\$355.00	\$445.00
19155-15 <sup>1,2,3</sup>	15 A Doors (14 usable)	24" W x 31" H	50 lbs.	\$530.00	\$680.00
19155-10 <sup>1,2,3</sup>	10 B Doors (9 usable)	30-1/2" W x 31" H	50 lbs.	\$605.00	\$705.00
19155-25 <sup>1,2,3</sup>	25 A Doors (24 usable)	37" W x 31" H	70 lbs.	\$870.00	\$1,120.00
<b>4 DOOR HIGH UNITS</b>					
		surface mounted: 6-1/4" D	recessed mounted: 5-3/4" D	keyed	combo
19145-07 <sup>1,2,3</sup>	6 A Doors (5 usable), 1 B Door	17-1/2" W x 25-1/2" H	40 lbs.	\$285.00	\$355.00
19145-12 <sup>1,2,3</sup>	12 A Doors (11 usable)	24" W x 25-1/2" H	45 lbs.	\$425.00	\$545.00
19145-14 <sup>1,2,3</sup>	12 A Doors (11 usable), 2 B Doors	30-1/2" W x 25-1/2" H	50 lbs.	\$545.00	\$685.00
19145-20 <sup>1,2,3</sup>	20 A Doors (19 usable)	37" W x 25-1/2" H	60 lbs.	\$695.00	\$895.00
<b>3 DOOR HIGH UNITS</b>					
		surface mounted: 6-1/4" D	recessed mounted: 5-3/4" D	keyed	combo
19135-06 <sup>1,2,3</sup>	6 A Doors (5 usable)	17-1/2" W x 20" H	35 lbs.	\$255.00	\$305.00
19135-09 <sup>1,2,3</sup>	9 A Doors (8 usable)	24" W x 20" H	40 lbs.	\$320.00	\$410.00
19135-10 <sup>1,2,3</sup>	8 A Doors (7 usable), 2 B Doors	30-1/2" W x 20" H	45 lbs.	\$405.00	\$505.00
19135-15 <sup>1,2,3</sup>	15 A Doors (14 usable)	37" W x 20" H	55 lbs.	\$520.00	\$670.00

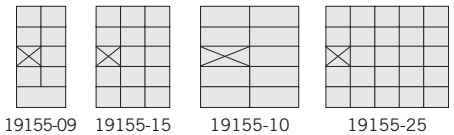
### 7 DOOR HIGH UNITS - 42" H



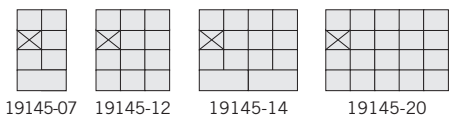
### 6 DOOR HIGH UNITS - 36 1/2" H



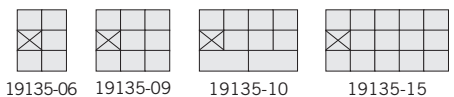
### 5 DOOR HIGH UNITS - 31" H



### 4 DOOR HIGH UNITS - 25 1/2" H



### 3 DOOR HIGH UNITS - 20" H



- <sup>1</sup> Specify - surface or recessed mounted  
<sup>2</sup> Specify - master keyed locks or resettable combination locks

Note: The rough opening for recessed mounted cell phone lockers is 2-1/4" less than the unit's width, 2-1/4" less than the surface mounted unit's height and equal to the unit's depth - see sample installations on page 131.

# For cell phone locker enclosures and options - see pages 130-131



### 19155-15

5" deep surface mounted unit with front access panel and master keyed locks displayed



### 19155-10

5" deep surface mounted unit with front access panel and resettable combination locks displayed



### 19155-25

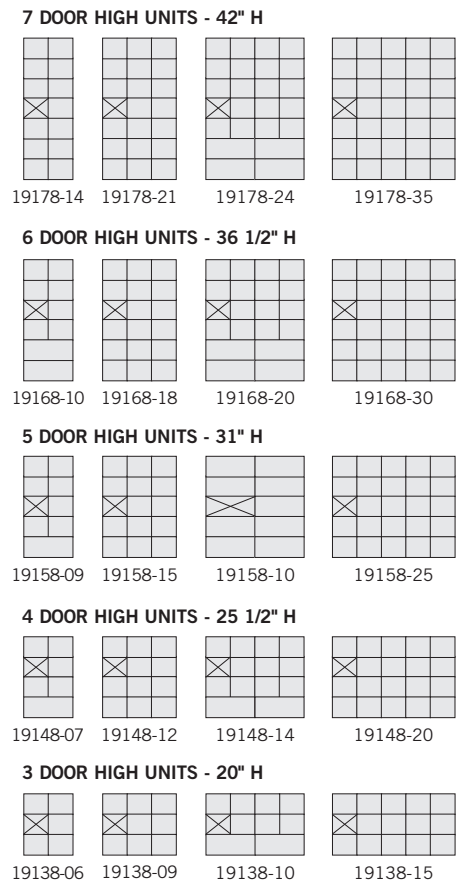
5" deep surface mounted unit with front access panel and master keyed locks displayed

## CELL PHONE LOCKERS - WITH FRONT ACCESS PANEL

## 8" DEEP COMPARTMENTS

## STANDARD CONFIGURATIONS

MODEL	DESCRIPTION	UNIT SIZE	WEIGHT	PRICE	PRICE
<b>7 DOOR HIGH UNITS</b>		surface mounted: 9-1/4" D    recessed mounted: 8-3/4" D		keyed	combo
19178-14 <sup>1,2,3</sup>	14 A Doors (13 usable)	17-1/2" W x 42" H	65 lbs.	\$515.00	\$655.00
19178-21 <sup>1,2,3</sup>	21 A Doors (20 usable)	24" W x 42" H	80 lbs.	\$760.00	\$970.00
19178-24 <sup>1,2,3</sup>	20 A Doors (19 usable), 4 B Doors	30-1/2" W x 42" H	95 lbs.	\$965.00	\$1,205.00
19178-35 <sup>1,2,3</sup>	35 A Doors (34 usable)	37" W x 42" H	110 lbs.	\$1,250.00	\$1,600.00
<b>6 DOOR HIGH UNITS</b>		surface mounted: 9-1/4" D    recessed mounted: 8-3/4" D		keyed	combo
19168-10 <sup>1,2,3</sup>	8 A Doors (7 usable), 2 B Doors	17-1/2" W x 36-1/2" H	60 lbs.	\$425.00	\$525.00
19168-18 <sup>1,2,3</sup>	18 A Doors (17 usable)	24" W x 36-1/2" H	70 lbs.	\$655.00	\$835.00
19168-20 <sup>1,2,3</sup>	16 A Doors (15 usable), 4 B Doors	30-1/2" W x 36-1/2" H	85 lbs.	\$825.00	\$1,025.00
19168-30 <sup>1,2,3</sup>	30 A Doors (29 usable)	37" W x 36-1/2" H	100 lbs.	\$1,075.00	\$1,375.00
<b>5 DOOR HIGH UNITS</b>		surface mounted: 9-1/4" D    recessed mounted: 8-3/4" D		keyed	combo
19158-09 <sup>1,2,3</sup>	8 A Doors (7 usable), 1 B Door	17-1/2" W x 31" H	50 lbs.	\$365.00	\$455.00
19158-15 <sup>1,2,3</sup>	15 A Doors (14 usable)	24" W x 31" H	60 lbs.	\$550.00	\$700.00
19158-10 <sup>1,2,3</sup>	10 B Doors (9 usable)	30-1/2" W x 31" H	60 lbs.	\$625.00	\$725.00
19158-25 <sup>1,2,3</sup>	25 A Doors (24 usable)	37" W x 31" H	80 lbs.	\$900.00	\$1,150.00
<b>4 DOOR HIGH UNITS</b>		surface mounted: 9-1/4" D    recessed mounted: 8-3/4" D		keyed	combo
19148-07 <sup>1,2,3</sup>	6 A Doors (5 usable), 1 B Door	17-1/2" W x 25-1/2" H	45 lbs.	\$295.00	\$365.00
19148-12 <sup>1,2,3</sup>	12 A Doors (11 usable)	24" W x 25-1/2" H	50 lbs.	\$445.00	\$565.00
19148-14 <sup>1,2,3</sup>	12 A Doors (11 usable), 2 B Doors	30-1/2" W x 25-1/2" H	60 lbs.	\$565.00	\$705.00
19148-20 <sup>1,2,3</sup>	20 A Doors (19 usable)	37" W x 25-1/2" H	70 lbs.	\$725.00	\$925.00
<b>3 DOOR HIGH UNITS</b>		surface mounted: 9-1/4" D    recessed mounted: 8-3/4" D		keyed	combo
19138-06 <sup>1,2,3</sup>	6 A Doors (5 usable)	17-1/2" W x 20" H	40 lbs.	\$265.00	\$315.00
19138-09 <sup>1,2,3</sup>	9 A Doors (8 usable)	24" W x 20" H	45 lbs.	\$340.00	\$430.00
19138-10 <sup>1,2,3</sup>	8 A Doors (7 usable), 2 B Doors	30-1/2" W x 20" H	55 lbs.	\$425.00	\$525.00
19138-15 <sup>1,2,3</sup>	15 A Doors (14 usable)	37" W x 20" H	60 lbs.	\$550.00	\$700.00



<sup>1</sup> Specify  aluminum  bronze  gold  sandstone

<sup>2</sup> Specify - surface or recessed mounted  
<sup>3</sup> Specify - master keyed locks or resettable combination locks

*Note: The front access panel swings on a continuous hinge. One compartment is required for a panel lock (included) and cannot be used for cell phone storage. For multiple unit installations, all panel locks are keyed alike.*

# Cell Phone Locker Enclosures - Free-Standing



#19975 free-standing cell phone locker enclosure with recessed mounted cell phone lockers (#19078-35 - see page 127) in aluminum finish with resettable locks displayed

## CELL PHONE LOCKER ENCLOSURES FREE-STANDING

Made of heavy duty aluminum, Salsbury 19900 series free-standing cell phone locker enclosures are designed to accommodate both Salsbury 19000 series recessed mounted cell phone lockers and Salsbury 19100 series recessed mounted with front access panel cell phone lockers - sold separately (see pages 126-129). Free-standing cell phone locker enclosures mount to the ground and can accommodate 5" and 8" deep cell phone lockers in five (5), six (6) and seven (7) doors high and three (3), four (4) and five (5) doors wide. Recessed mounted cell phone lockers easily fit into the fully assembled enclosures with mounting hardware (included). Free-standing cell phone locker enclosures feature a durable powder coated finish available in four (4) contemporary colors. Free-standing cell phone locker enclosures provide a convenient means of installing recessed mounted cell phone lockers in locations where a surface mounted or recessed mounted wall application is not desired or available. Free-standing cell phone locker enclosures are ideal for health clubs, office buildings, schools and universities, high security locations and many other applications. See cell phone locker options and locks on page 131.



### 19955

order recessed mounted cell phone lockers separately - see pages 126-129


Note: It is recommended that all free-standing enclosures be wall and/or floor anchored.

**Convenient when wall mounted applications are unavailable**

## CELL PHONE LOCKER ENCLOSURES - FREE-STANDING

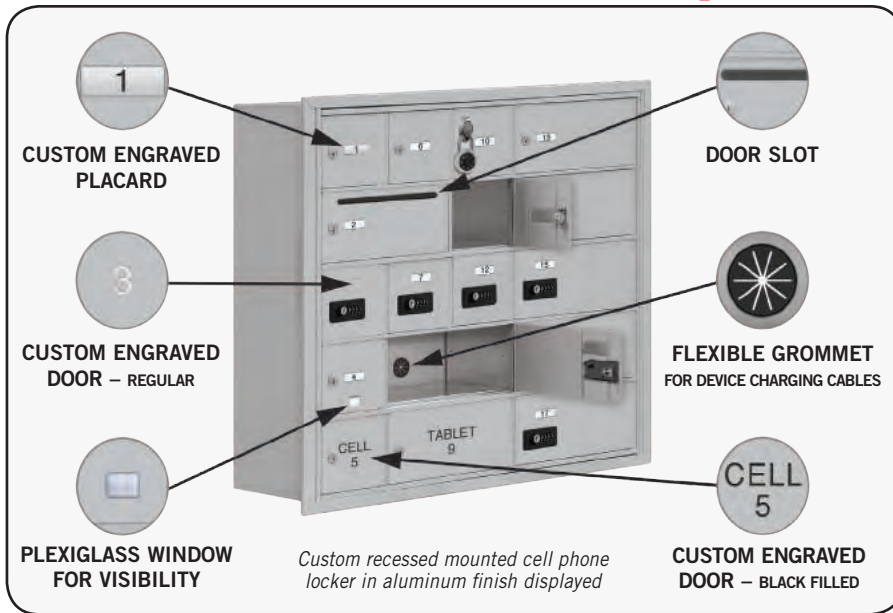
MODEL	DESCRIPTION	UNIT SIZE	WEIGHT	PRICE
<b>FOR 7 DOOR HIGH RECESSED MOUNTED CELL PHONE LOCKERS</b>				
19973 <sup>1</sup>	Free-Standing enclosure for #19075-21, #19078-21, #19175-21 and #19178-21	24" W x 66-1/2" H x 9-1/4" D	75 lbs.	\$625.00
19974 <sup>1</sup>	Free-Standing enclosure for #19075-24, #19078-24, #19175-24 and #19178-24	30-1/2" W x 66-1/2" H x 9-1/4" D	80 lbs.	\$675.00
19975 <sup>1</sup>	Free-Standing enclosure for #19075-35, #19078-35, #19175-35 and #19178-35	37" W x 66-1/2" H x 9-1/4" D	85 lbs.	\$725.00
<b>FOR 6 DOOR HIGH RECESSED MOUNTED CELL PHONE LOCKERS</b>				
19963 <sup>1</sup>	Free-Standing enclosure for #19065-18, #19068-18, #19165-18 and #19168-18	24" W x 61" H x 9-1/4" D	65 lbs.	\$600.00
19964 <sup>1</sup>	Free-Standing enclosure for #19065-20, #19068-20, #19165-20 and #19168-20	30-1/2" W x 61" H x 9-1/4" D	70 lbs.	\$650.00
19965 <sup>1</sup>	Free-Standing enclosure for #19065-30, #19068-30, #19165-30 and #19168-30	37" W x 61" H x 9-1/4" D	75 lbs.	\$700.00
<b>FOR 5 DOOR HIGH RECESSED MOUNTED CELL PHONE LOCKERS</b>				
19953 <sup>1</sup>	Free-Standing enclosure for #19055-15, #19058-15, #19155-15 and #19158-15	24" W x 61" H x 9-1/4" D	70 lbs.	\$575.00
19954 <sup>1</sup>	Free-Standing enclosure for #19055-10, #19058-10, #19155-10 and #19158-10	30-1/2" W x 61" H x 9-1/4" D	75 lbs.	\$625.00
19955 <sup>1</sup>	Free-Standing enclosure for #19055-25, #19058-25, #19155-25 and #19158-25	37" W x 61" H x 9-1/4" D	80 lbs.	\$675.00

<sup>1</sup> Specify



**Volume Discount Pricing  
Available at Lockers.com!**

# Cell Phone Locker Options & Locks

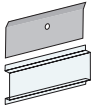


## STANDARD FEATURES

Each cell phone locker features plastic card holders for door identification and either master keyed locks or resettable combination locks.

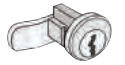
### PLASTIC CARD HOLDER

- Replacement clear plastic card holder 2" W x 5/8" H (#19997 - \$3.00)



### MASTER KEYED LOCK

- Master keyed replacement lock - with (3) keys (#19990 - \$10.00)
- Master control key (#19991 - \$10.00)
- Additional key per lock when ordering (#19998 - \$3.00)
- Key blanks - box of (50) (#19999 - \$35.00)



All master keyed locks can be accessed with a master control key.

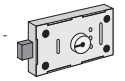
### RESETTABLE COMBINATION LOCK

- Resettable combination replacement lock (#19986 - \$30.00)
  - Master control key (#19987 - \$10.00)
- All resettable combination locks can be set to a fixed combination or a combination that can be reset after each use and can be accessed with a master control key.



### FRONT ACCESS PANEL LOCK

- Front access panel replacement lock - with (2) keys - for cell phone lockers with front access panel (#19177 - \$30.00)



## CUSTOM DOOR IDENTIFICATION

- Custom engraved placard (#19967 - \$3.00)
- Custom engraved door - regular (door will be solid - no card holder) (#19968 - \$5.00)
- Custom engraved door - black filled (door will be solid - no card holder) (#19962 - \$5.00)



## CUSTOM FINISH

Custom finishes (#19966 - add 25% to unit price) are available as an option upon request. Minimum order of ten (10) units.



## CUSTOM CONFIGURATIONS

- Custom door configurations
- Custom depths
- Removable or hinged rear cover access panels
- Minimum order of ten (10) units.

## DOORS

6-1/2" 5-1/4" **A**

Replacement "A" door and master keyed lock (#19951K - \$35.00)

13" 5-1/4" **B**

Replacement "B" door and master keyed lock (#19952K - \$45.00)

6-1/2" 5-1/4" **A**

Replacement "A" door and resettable combination lock (#19951C - \$65.00)

13" 5-1/4" **B**

Replacement "B" door and resettable combination lock (#19952C - \$75.00)



Plexiglass window 1-1/8" W x 7/8" H (#19971 - \$3.00)



Door slot  
A Door - 5-1/2" W x 3/4" H  
B Door - 12" W x 3/4" H (#19969 - \$5.00)

## ALTERNATE LOCKING SYSTEMS - FACTORY INSTALLED

- Built-in spring latch combination lock (#19910 - \$15.00)
- Master control key (#19911 - \$10.00)
- Built-in spring latch key lock (#19915 - \$15.00)
- Master control key (#19916 - \$10.00)
- Combination padlock with built-in hasp (#19920 - \$15.00)
- Master control key (#19921 - \$10.00)
- Key padlock with built-in hasp (#19925 - \$15.00)
- Built-in hasp for user provided padlock (#19923 - \$10.00)



## ACCESSORIES

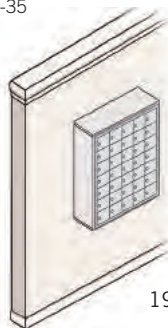
- Locker key wristband (#19992 - \$5.00)
- Flexible grommet - 1" diameter - for device charging cables - factory installed in rear of compartment (#19960 - \$5.00)
- Pedestals for select surface mounted cell phone lockers are available on-line



## CELL PHONE LOCKER SAMPLE INSTALLATIONS

### SURFACE MOUNTED

Model displayed:  
(1) 19078-35

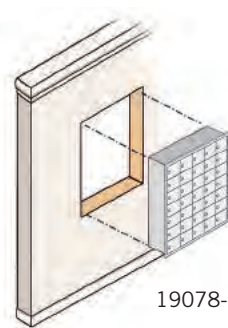


19078-35

Surface mounted units mount directly to a flat surface and are secured with mounting hardware (not included) through the back panel.

### RECESSED MOUNTED

Model displayed:  
(1) 19078-35



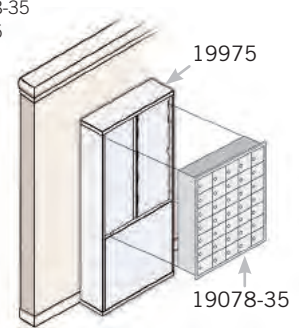
19078-35

Recessed mounted units fit into a rough opening and are secured with mounting hardware (not included) through the back or side panels. Recessed mounted units feature a fully integrated flanged collar which fits over the rough opening.

Note: The rough opening for recessed mounted cell phone lockers is 2-1/4" less than the surface mounted unit's width, 2-1/4" less than the unit's height and equal to the unit's depth.

### FREE-STANDING ENCLOSURE

Models displayed:  
(1) 19078-35  
(1) 19975



19078-35

Free-standing cell phone locker enclosures mount to the ground with mounting hardware (not included).

Note: Order 5" or 8" depth recessed mounted cell phone lockers separately.